

REV	DATE	COMMENTS

DYNAMIC TRAFFIC, LLC
TRAFFIC IMPACT STUDIES • ACCESS PERMITTING
HIGHWAY & INTERSECTION DESIGN
TRAFFIC SIGNAL & ELECTRICAL DESIGN
100 North 18th Street
Suite 300, Philadelphia, PA 19103
T: 215.253.4888 | F: 267.685.0381
www.dynamictraffic.com

HRP PHILADELPHIA HOLDINGS, LLC

**CONCEPTUAL ROADWAY PLAN
REDEVELOPMENT OF THE FORMER PHILADELPHIA ENERGY SOLUTIONS SITE**

3144 PASSYUNK AVENUE (SR 3019)
CITY OF PHILADELPHIA, PHILADELPHIA COUNTY, PENNSYLVANIA

KEVIN M. CHASE
DRAFT
PROFESSIONAL ENGINEER
PENNSYLVANIA LICENSE No. 088923

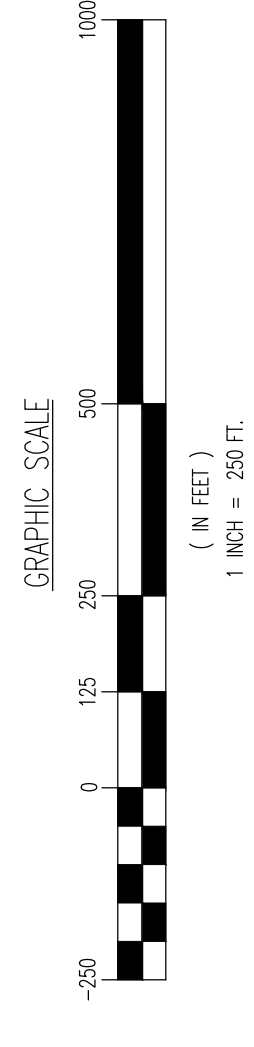
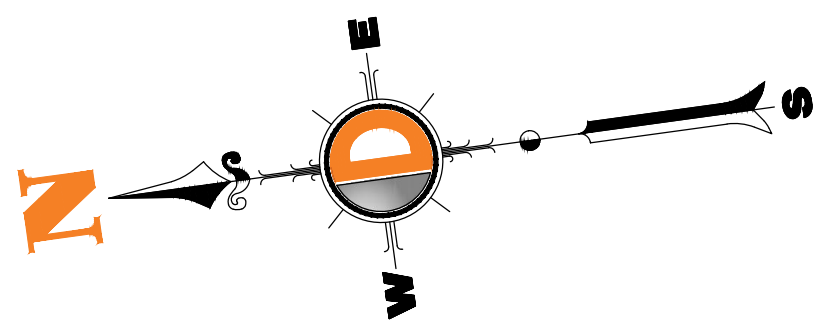
SCALE: 1"=250'
DESIGNED BY: AMS
CHECKED BY: CMC

PROJECT NUMBER: 2715-99-003T
DATE: 10/19/2020
REV. #: 0

SHEET NUMBER: **1** OF **2**

811
Call before you dig

FOR STATE SPECIFIC DIRECT PHONE NUMBERS VISIT:
WWW.CALL811.COM



REV.	DATE	COMMENTS

SCALE: 1" = 250'	DRAWN BY: AMS	CHECKED BY: CMC
PROJECT NUMBER: 2715-99-003T	DATE: 10/19/2020	REV. #: 0
SHEET NUMBER: 2	OF 2	

DYNAMIC TRAFFIC, LLC TRAFFIC IMPACT STUDIES • ACCESS PERMITTING HIGHWAY & INTERSECTION DESIGN TRAFFIC SIGNAL & ELECTRICAL DESIGN 100 North 18th Street Suite 300, Philadelphia, PA 19103 T: 215.253.4888 F: 267.685.0381 www.dynamictraffic.com	HRP PHILADELPHIA HOLDINGS, LLC CONCEPTUAL ROADWAY PLAN REDEVELOPMENT OF THE FORMER PHILADELPHIA ENERGY SOLUTIONS SITE 3144 PASSYUNK AVENUE (SR 3019) CITY OF PHILADELPHIA, PHILADELPHIA COUNTY, PENNSYLVANIA	KEVIN M. CALVANE DRAFT ENGINEER PENNSYLVANIA LICENSE No. 089923
---	---	--



PROPOSED R.O.W.

PROPOSED CENTERLINE

PROPOSED R.O.W.

10.0' BUS
TURNOUT (170
FT LENGTH TYP.)
PER SEPTA BUS
STOP DESIGN
GUIDELINES

REFER TO TYPICAL
SECTION WITHOUT BUS
TURNOUT FOR CARTWAY
DESIGN AND
UNDERGROUND UTILITIES

EDGE OF TRAVEL LANE

6.0'
ASPHALT
PATH

2.3'

5.3'
FURNISHING
ZONE (5.0'
MINIMUM
REQUIRED)

3.0'
SHOULDER

12.0' TRAVEL LANE

12.0' TRAVEL LANE

12.0' TRAVEL LANE

12.0' TRAVEL LANE

12.0' TRAVEL LANE

12.0' TRAVEL LANE

12.0' TRAVEL LANE

12.0' TRAVEL LANE

12.0' TRAVEL LANE

12.0' TRAVEL LANE

12.0' TRAVEL LANE

12.0' TRAVEL LANE

12.0' TRAVEL LANE

12.0' TRAVEL LANE

12.0' TRAVEL LANE

12.0' TRAVEL LANE

12.0' TRAVEL LANE

12.0' TRAVEL LANE

12.0' TRAVEL LANE

12.0' TRAVEL LANE

12.0' TRAVEL LANE

12.0' TRAVEL LANE

12.0' TRAVEL LANE

12.0' TRAVEL LANE

12.0' TRAVEL LANE

12.0' TRAVEL LANE

12.0' TRAVEL LANE

12.0' TRAVEL LANE

12.0' TRAVEL LANE

8" X 18" CONCRETE CURB (TYP.)

ELECTRICAL CONDUIT
FOR STREET LIGHTING

WATER MAIN

STORM SEWER LINE

ELECTRICAL CONDUIT
FOR STREET LIGHTING

ELECTRICAL DUCT

GAS LINE

SANITARY SEWER (GRAVITY
OR FORCE MAIN)

COMMUNICATIONS DUCT

STREET LIGHTS TO BE INSTALLED
AT 200 FT MAX SPACING; STREET
TREES TO BE INSTALLED PER
CITY STANDARDS

STREET LIGHTS TO BE INSTALLED
AT 200 FT MAX SPACING; STREET
TREES TO BE INSTALLED PER
CITY STANDARDS

STREET LIGHTS TO BE INSTALLED
AT 200 FT MAX SPACING; STREET
TREES TO BE INSTALLED PER
CITY STANDARDS

STREET LIGHTS TO BE INSTALLED
AT 200 FT MAX SPACING; STREET
TREES TO BE INSTALLED PER
CITY STANDARDS

STREET LIGHTS TO BE INSTALLED
AT 200 FT MAX SPACING; STREET
TREES TO BE INSTALLED PER
CITY STANDARDS

STREET LIGHTS TO BE INSTALLED
AT 200 FT MAX SPACING; STREET
TREES TO BE INSTALLED PER
CITY STANDARDS

STREET LIGHTS TO BE INSTALLED
AT 200 FT MAX SPACING; STREET
TREES TO BE INSTALLED PER
CITY STANDARDS

STREET LIGHTS TO BE INSTALLED
AT 200 FT MAX SPACING; STREET
TREES TO BE INSTALLED PER
CITY STANDARDS

STREET LIGHTS TO BE INSTALLED
AT 200 FT MAX SPACING; STREET
TREES TO BE INSTALLED PER
CITY STANDARDS

STREET LIGHTS TO BE INSTALLED
AT 200 FT MAX SPACING; STREET
TREES TO BE INSTALLED PER
CITY STANDARDS

STREET LIGHTS TO BE INSTALLED
AT 200 FT MAX SPACING; STREET
TREES TO BE INSTALLED PER
CITY STANDARDS

STREET LIGHTS TO BE INSTALLED
AT 200 FT MAX SPACING; STREET
TREES TO BE INSTALLED PER
CITY STANDARDS

STREET LIGHTS TO BE INSTALLED
AT 200 FT MAX SPACING; STREET
TREES TO BE INSTALLED PER
CITY STANDARDS

STREET LIGHTS TO BE INSTALLED
AT 200 FT MAX SPACING; STREET
TREES TO BE INSTALLED PER
CITY STANDARDS

STREET LIGHTS TO BE INSTALLED
AT 200 FT MAX SPACING; STREET
TREES TO BE INSTALLED PER
CITY STANDARDS

STREET LIGHTS TO BE INSTALLED
AT 200 FT MAX SPACING; STREET
TREES TO BE INSTALLED PER
CITY STANDARDS

STREET LIGHTS TO BE INSTALLED
AT 200 FT MAX SPACING; STREET
TREES TO BE INSTALLED PER
CITY STANDARDS

STREET LIGHTS TO BE INSTALLED
AT 200 FT MAX SPACING; STREET
TREES TO BE INSTALLED PER
CITY STANDARDS

STREET LIGHTS TO BE INSTALLED
AT 200 FT MAX SPACING; STREET
TREES TO BE INSTALLED PER
CITY STANDARDS

STREET LIGHTS TO BE INSTALLED
AT 200 FT MAX SPACING; STREET
TREES TO BE INSTALLED PER
CITY STANDARDS

STREET LIGHTS TO BE INSTALLED
AT 200 FT MAX SPACING; STREET
TREES TO BE INSTALLED PER
CITY STANDARDS

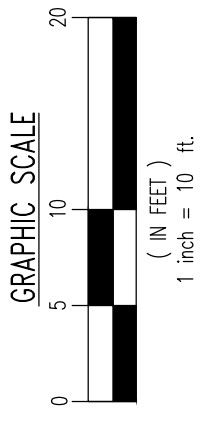
STREET LIGHTS TO BE INSTALLED
AT 200 FT MAX SPACING; STREET
TREES TO BE INSTALLED PER
CITY STANDARDS

STREET LIGHTS TO BE INSTALLED
AT 200 FT MAX SPACING; STREET
TREES TO BE INSTALLED PER
CITY STANDARDS

STREET LIGHTS TO BE INSTALLED
AT 200 FT MAX SPACING; STREET
TREES TO BE INSTALLED PER
CITY STANDARDS

STREET LIGHTS TO BE INSTALLED
AT 200 FT MAX SPACING; STREET
TREES TO BE INSTALLED PER
CITY STANDARDS

TYPICAL SECTION WITH BUS TURNOUT



NOTES

1. TYPICAL SECTION - TYPE A (4-LANE) APPLIES TO POLLOCK STREET AND FRANCES HARPER DRIVE FROM FRONTAGE ROAD TO 3300' SOUTH OF POLLOCK STREET.

SCALE: (H) 1"=10'
(V) N.T.S.

JOB No: 2715-99-00.3T
DRAWN BY: KMS
DESIGNED BY: KMS
CHECKED BY: CMC
DATE: 10/19/20

SHEET No: 1 OF 3

Rev. # 0 DEC Client Code: 2715

TYPICAL SECTION - TYPE A (4-LANE)

PROJECT: **HILCO REDEVELOPMENT PARTNERS**
PROPOSED WAREHOUSE DEVELOPMENT
3144 PASSYUNK AVENUE (SR 3019)
CITY OF PHILADELPHIA, PENNSYLVANIA

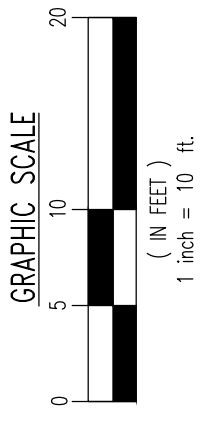
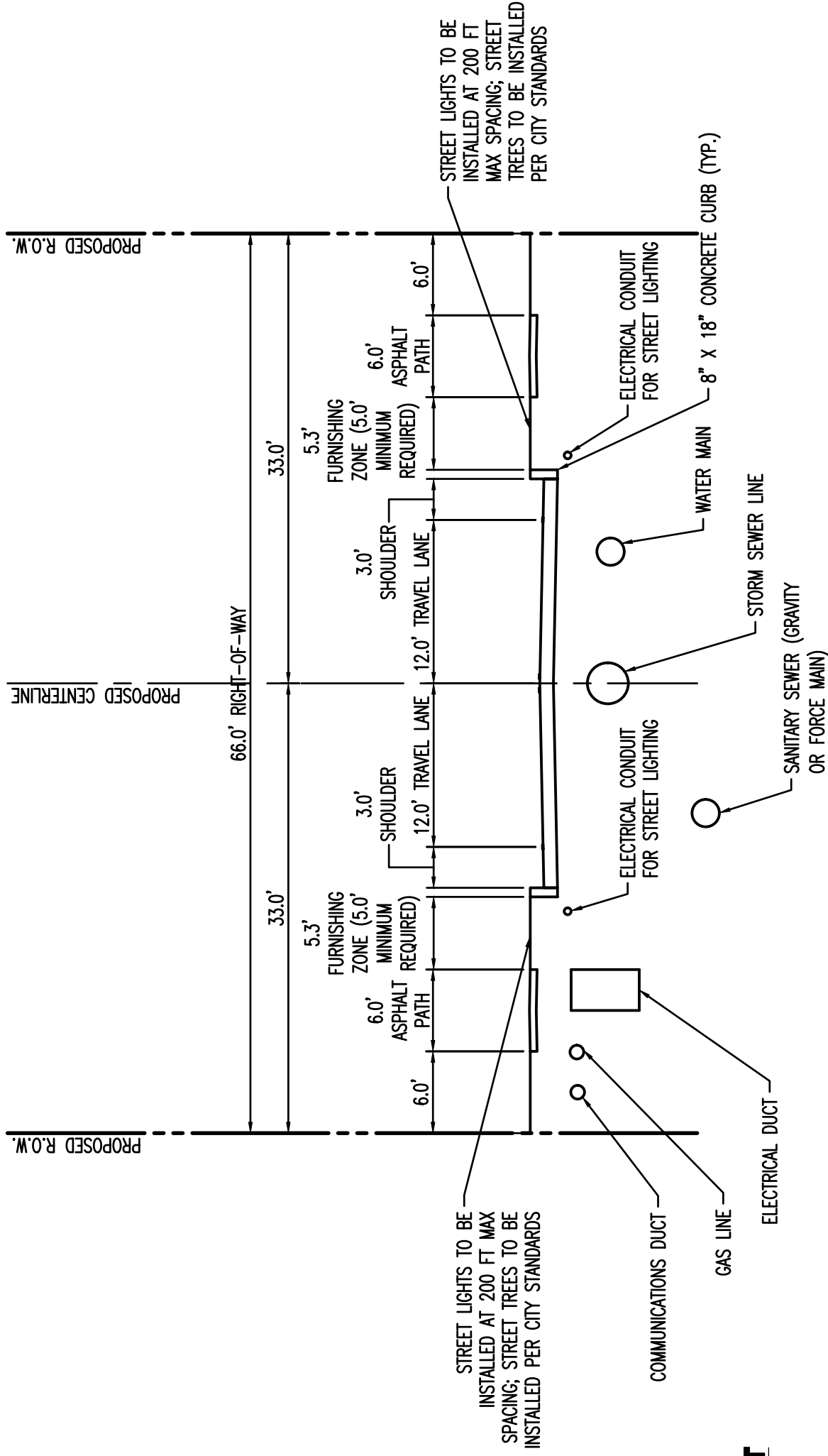
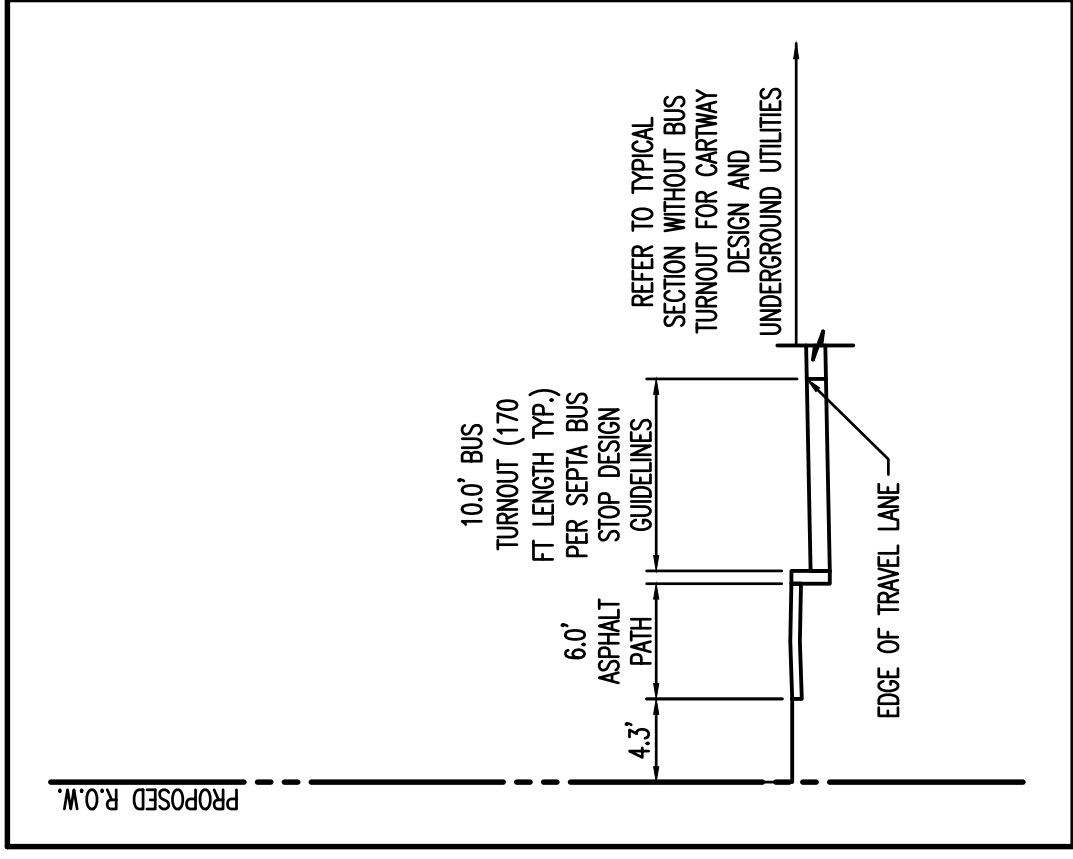
KEVIN M. SAVAGE COREY M. CHASE

DRAFT

PROFESSIONAL ENGINEER
PENNSYLVANIA
NEER
076836

DYNAMIC TRAFFIC, LLC

100 North 18th Street, Suite 300
Philadelphia, PA 19103
T: 215.253.4888 - F: 267.685.0361
www.dynamictraffic.com



- NOTES**
1. TYPICAL SECTION - TYPE B (2-LANE) APPLIES TO FRANCES HARPER DRIVE FROM 3300' SOUTH OF POLLOCK STREET TO PENROSE AVENUE.

TYPICAL SECTION WITH BUS TURNOUT

SCALE: (H) 1"=10' (V) N.T.S.	JOB No: 2715-99-003T
SHEET No: 2	DRAWN BY: KMS
OF 3	DESIGNED BY: KMS
	CHECKED BY: CMC
	DATE: 10/19/20
	Rev. # 0 DEC Client Code: 2715

TITLE:
TYPICAL SECTION - TYPE B (2-LANE)

PROJECT: **HILCO REDEVELOPMENT PARTNERS**
PROPOSED WAREHOUSE DEVELOPMENT

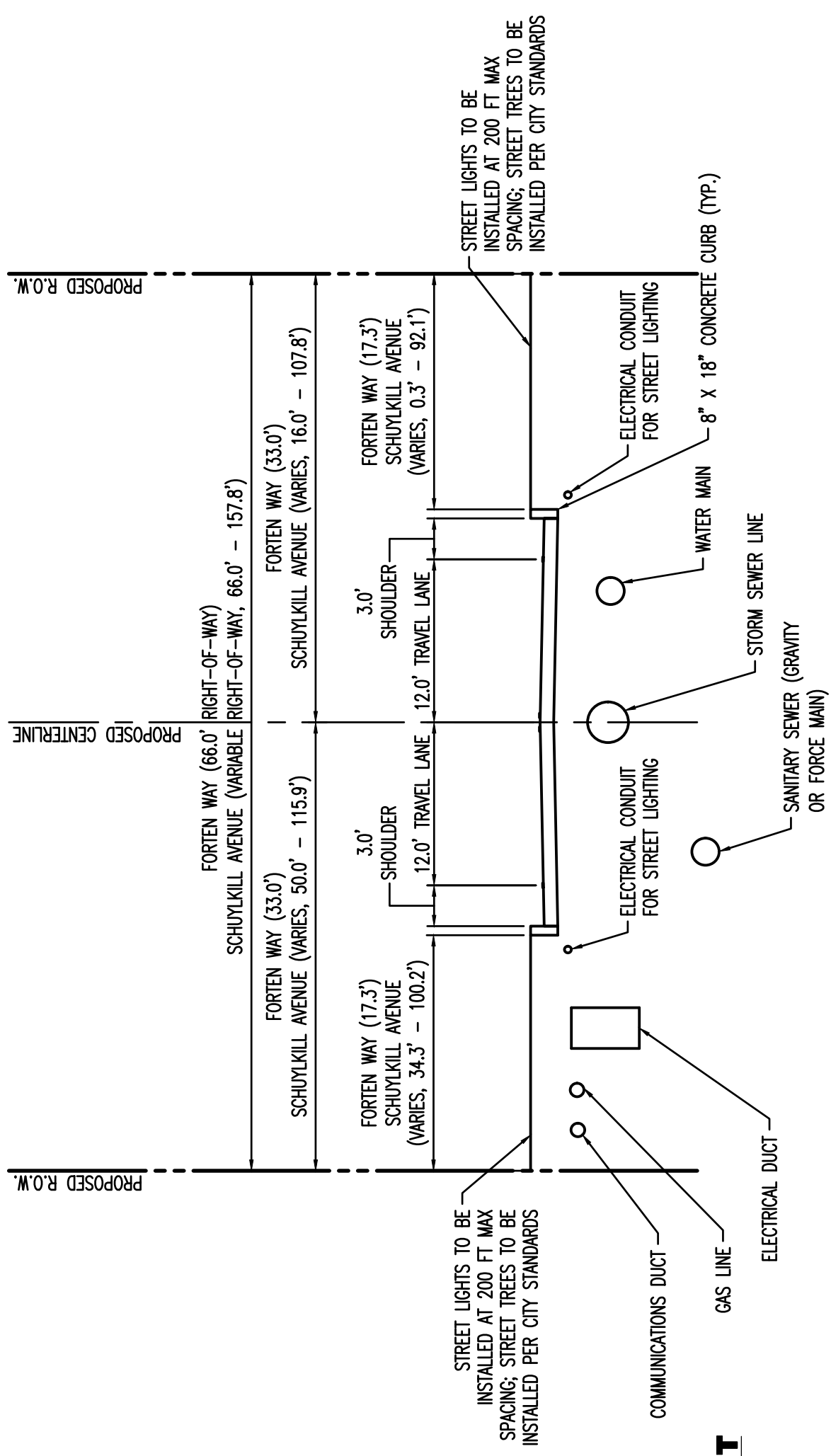
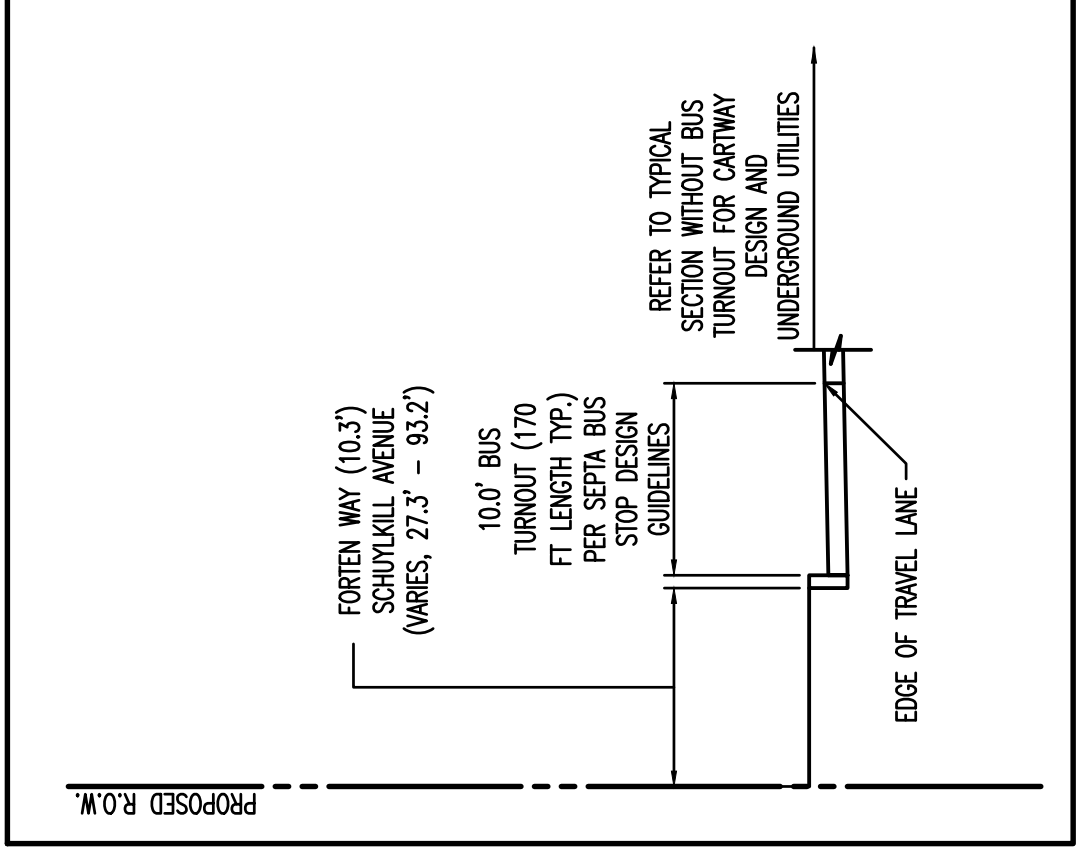
3144 PASSYUNK AVENUE (SR 3019)
 CITY OF PHILADELPHIA, PENNSYLVANIA

KEVIN M. SAVAGE COREY M. CHASE

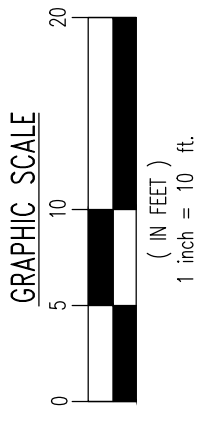
DRAFT

PROFESSIONAL ENGINEER
 PENNSYLVANIA
 NEER
 076836

100 North 18th Street, Suite 300
 Philadelphia, PA 19103
 T: 215.253.4888 - F: 267.685.0361
 www.dynamictraffic.com



TYPICAL SECTION WITH BUS TURNOUT



NOTES

1. TYPICAL SECTION - TYPE C (2-LANE) APPLIES TO FORTEN WAY AND SCHUYLKILL AVENUE.

SCALE: (H) 1"=10' (V) N.T.S.	JOB No: 2715-99-003T
SHEET No: 3	DRAWN BY: KMS
OF 3	DESIGNED BY: KMS
	CHECKED BY: CMC
	DATE: 10/19/20

TITLE: TYPICAL SECTION - TYPE C (2-LANE)	
PROJECT: HILCO REDEVELOPMENT PARTNERS <i>PROPOSED WAREHOUSE DEVELOPMENT</i>	Rev. # 0 DEC Client Code: 2715
3144 PASSYUNK AVENUE (SR 3019) CITY OF PHILADELPHIA, PENNSYLVANIA	

KEVIN M. SAVAGE COREY M. CHASE
DRAFT
PROFE NEER
PENNSYLV 076836

DYNAMIC TRAFFIC, LLC
100 North 18th Street, Suite 300
Philadelphia, PA 19103
T: 215.253.4888 - F: 267.685.0361
www.dynamictraffic.com